



WGTN

2015

HANDMADE FESTIVAL OF MAKING

QUEEN'S BIRTHDAY WEEKEND

30 - 31 MAY 2015

WWW.HANDMADENZ.CO.NZ

WELCOME



TICKET & KEY INFO



CONTENTS

- 2 Welcome
- 3 Ticket & Key Info
- 4 From the Masters
- 6 Workshops
 - Taste
 - Homework
 - Mini-Makers
 - Tradition
 - Yarn
 - Stitch
 - Jewellery
- 14 Programme Timetable
- 15 Join us in the Handmade Hub
- 15 Be in to win with Handmade

Handmade is proudly created by
Avenues Event Management



HANDMADE, A FESTIVAL OF MAKING, WILL TAKE OVER THE CREATIVE CAPITAL THIS QUEEN'S BIRTHDAY WEEKEND, 30-31 MAY 2015.

Creatives will converge in the Capital this Queen's Birthday weekend to celebrate the art of making at Handmade 2015.

Now in its fifth year, Handmade offers over 50 hands-on experiences from dumpling making and screen-printing, to graphic design and leatherwork.

Explore the intricacies of painting and sculpting from some of the world's best technicians at Weta Workshop. Learn how to plate up winter tapas with culinary star Ruth Pretty or create your own botanical skincare range with The Wellington Apothecary.

Try your hand at leatherwork with Heleen Webb, or travel back in time with Alexis Murti to create the perfect Swiss cheese fondue.

On Saturday night, join us for our free event, the Handmade Night Market 2015, where you can purchase New Zealand made products from independent creators and designers and meet the Handmade makers themselves.

Join us in the Capital this Queen's Birthday weekend for Handmade.

See you there,

Melanie Walker
Festival Director

A big thank you to our supporting partners



This programme would not have been made possible without the support of the following:

ACG Yoobee School of Design, Felt, Inverloch Art School, Made Marion Craft, Massey University College of Creative Arts, Minerva, Positively Wellington Tourism, Ruth Pretty, The Occasional Brewer, Wellington City Council, Victoria University of Wellington, WelTec (Wellington Institute of Technology), Weta Workshop, Workspace Studios

GENERAL ENQUIRIES

E: handmade@avenues.co.nz
P: 0800 770 772

MEDIA ENQUIRIES

E: melanie@avenues.co.nz
P: 04 473 8044

Disclaimer: All care has been taken to ensure that the information within this publication is correct at the time of printing but it may be subject to change without notice. For the latest information, please visit www.handmadenz.co.nz

GET YOUR TICKETS TO HANDMADE!

TICKETS ARE ON SALE FOR ALL HANDMADE WORKSHOPS 15 APRIL 2015, 9AM.

PURCHASE YOUR TICKETS ONLINE AT WWW.HANDMADENZ.CO.NZ OR CALL US ON 0800 770 772

GET A TASTE OF HANDMADE VIP TREATMENT!

Want to get your fill of making? Make the most of Handmade with our VIP pass! If you book over \$350* worth of Handmade workshops, you will receive the VIP pass, valued at over \$200. This includes:

- A Handmade ambassador, to help you throughout your day
- The Handmade goodie bag, valued at over \$100
- A \$50 voucher for you to use at either another workshop, or the Handmade Night Market 2015
- Two coffee vouchers for the Handmade Hub

Find out more information at www.handmadenz.co.nz/vip

*\$350 worth of Handmade classes must be booked for an individual not a group

VENUES

Most workshops are held within 3km of Wellington's CBD. To find your venue, check the workshop listings at www.handmadenz.co.nz

SKILL LEVEL

Each workshop has been given a 'skill level rating' to show how easy or difficult it will be to take part in.

ROOKIE = No previous experience required

NOVICE = Basic beginner skills required – you don't need to have mastered them yet

SKILLED = Intermediate skills required – ideal to perfect your techniques

EXPERT = Advanced skills and experience required – become an expert

KEY:

ROOKIE ●●●●●

NOVICE ●●●●●

SKILLED ●●●●●

EXPERT ●●●●●

GET THE MOST OUT OF HANDMADE

1 BOOK EARLY! Some workshops have limited spaces so don't miss out on your top picks! Is the workshop that you were after sold out? Tell us at www.handmadenz.co.nz/wewantmore and we will let you know if more times are added to the timetable.

2 THE VIP TREATMENT If you're looking at doing over \$350 worth of workshops, you're in for a bit of VIP treatment at Handmade valued at over \$200! Find out more at www.handmadenz.co.nz/vip

3 VENUES Most workshops are held within 3km of Wellington's CBD. To find your venue, check the workshop listings at www.handmadenz.co.nz

4 MATERIALS In some workshops, you will need to bring along certain materials or pay a materials fee. Make sure you check the materials list/fees online for each workshop at www.handmadenz.co.nz

5 FINISH AT THE HANDMADE HUB The Handmade Hub will be open all weekend with experts on hand to give you tips and guidance on your last finishing touches. Join us for your share of creative ideas, good conversations and the opportunity to purchase from independent New Zealand makers.

6 HANDMADE NIGHT MARKET 2015

Saturday 30 May 5.30pm – 8.30pm

FREE EVENT

Meet the makers behind some of our workshops and nab yourself some New Zealand made products from independent designers. Check out the Maker Exhibition and fill your pockets with edible treats. We'll see you there!

FROM THE MASTERS



FROM THE MASTERS



*Learn from some of
the most influential
makers in their field*

BY INVITATION ONLY

ACG Yoobee School of Design
SAT 30 MAY, 9AM – 11.30AM
\$49

Draw on your creativity to make your very own invitations to a special event.

The team at ACG Yoobee School of Design will take you through the creative process to find your own colour palette, paper stock and style to make a final product ready to be printed.

Learn about typography, layout and design software throughout the creative process and take home your finished invite, ready to go straight to the printer.



COFFEE BREW MASTERS

Nic Rapp, Flight Coffee

**SAT 30 & SUN 31 MAY,
11.30AM – 1.30PM**
\$65

After winning the AeroPress NZ Brewers Cup for the second year in a row, it's high time that Nic Rapp shared some of his winning secrets with you.

Learn how to brew your own coffee to perfection as Nic takes you through the step-by-step process brewing with the Gino dripper. After a Q & A session with Nic, you'll take away your own bag of Flight Coffee to practice your newfound skill in your own home.



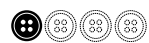
YOU'RE SO SWEET, STEVIA!

Jane Wrigglesworth

SAT 30 MAY, 2PM – 3PM
\$49

Stevia, the sugar herb, can be used in the place of sugar in baking, cooking and preserving. NZ House & Garden writer Jane Wrigglesworth knows a thing or two about how to work with stevia.

Learn tricks on how to use it in delicious tasting dishes without the bitter aftertaste and how to grow it in your own garden.



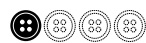
SCULPT WITH WETA WORKSHOP

Weta Workshop

**SAT 30 & SUN 31 MAY,
4.30PM – 6.30PM**
\$95

The sculpting room at Weta is perhaps the one place where imagination most tangibly comes to life. Every square foot of wall has a shelf on it and every shelf is laden with sculptures. It's like a monochromatic line-up of creatures and monsters – your childhood, your dreams and your nightmares wrapped up in one.

Join one of Weta's talented sculptors for a hands-on workshop and begin to create and develop a 3 dimensional creature.



CREATE UNIQUE TENZAN CHAINMAILLE WITH WETA

Weta Workshop

**SAT 30 & SUN 31 MAY,
11.30AM – 1.30PM**
\$49.50

Unique Weta Tenzan Chainmaille sprung from a desire to make something that was comfortable to wear on long shoots, but that looked right and behaved believably on camera for The Lord of the Rings.

Weta developed a unique process that was used to create the hundreds of suits of chainmaille that were seen extensively throughout the trilogy. Learn the intricacies of how to make chainmaille, as seen in movies such as the Lord of the Rings Trilogy, Kingdom of Heaven, The Chronicles of Narnia and The Hobbit. Includes a Guided tour through the Weta Cave Experience.



PAINT WITH WETA WORKSHOP

Weta Workshop

**SAT 30 & SUN 31 MAY,
2PM – 4PM**
\$95

There isn't a surface or a texture in this universe – or others – that these guys can't recreate with such authenticity that their colleagues find it difficult to spot the replica.

The hard work of Weta's Painting and Finishing Department makes the difference between a prop that stands out... and one that truly blends in. Learn from one of Weta's technicians the intricacies and processes of painting and finishing.



WINTER TAPAS

Ruth Pretty

SUN 31 MAY, 3.30PM – 5PM
\$59

Ruth's favourite place to visit is Spain and every time she goes there she falls in love with the country and its food a little more. Fine dining is fine, she says, but the real essence of Spain is in the local tapas bar.

Flavoursome and full is not a new concept for Ruth, but she is so inspired by the Spanish style cuisine it has taken on new meaning for her. Learn about what ingredients are ideal for mid-winter informal entertaining and share the tastes, warming both body and soul. Pass the tasty tapas por favour, mes amigos.



WATERCOLOUR!

Denise Durkin

SUN 31 MAY, 9AM – 11AM
\$65

Wellington watercolourist and designer Denise Durkin will show you how to complete a still life watercolour painting of any subject.

Select your subject and consider composition, colour and tone with Denise to guide you through a wide range of techniques. Let us paint!



WEARABLE TECHNOLOGY

Anne Niemetz

SUN 31 MAY, 2PM – 2.45PM
Free

Join Media Artist and Designer Anne Niemetz for a joyful presentation of outstanding wearable technology work.

Specialising in the fields of wearable technology, interactive installation and audio-visual design, Anne is a Senior Lecturer and the Programme Director of Media Design at Victoria University.

See excerpts of her work alongside her students' creative practice in wearable technology, ranging from illuminated dresses to interactive performance systems.



EMBROIDERY WITH TAMSIN COOPER

Tamsin Cooper

SUN 31 MAY, 9AM – 11AM
\$115

Join New Zealand fashion designer Tamsin Cooper in this very special embroidery workshop.

Tamsin will teach you how to embellish one of her gorgeous silk/viscose petit shoulder bags.

While you learn she will share some insights into

the collaborations that have contributed to her success and the place of technology in her business.



IT'S A CLOTHING REVOLUTION

Jennifer Whitty

SAT 30 MAY, 3.30PM – 6.30PM
\$49

Jennifer Whitty, a Senior Lecturer of Fashion at Massey University, will introduce you to some of the sustainable, transformation processes developed for your once loved items of clothing that you no longer wear.

Move away from the notion of mass-produced and embrace up-cycling by applying design skills and thinking. Learn about the current situation of low-engagement in sustainable

fashion and discuss its impact on today's society.

In groups of three, you will take your clothing and learn about the processes and practices used to redesign the garments.

These processes have been developed for the new Massey University initiative *Space Between*.



MAGIC LOOP - IN THE ROUND!

Belinda Too/Tash Barneveld

SAT 30 MAY, 9AM – 11AM
\$49

Learn the magic loop method for knitting socks, gloves, hats, jerseys, sleeves all in one piece. Also learn how to convert flat patterns into the round, and never seam again!



**HANDMADE
TICKETS ON SALE
FROM 15 APRIL**
WWW.HANDMADENZ.CO.NZ

WORKSHOPS



JOIN OUR WORKSHOPS FOR A HANDS-ON EXPERIENCE WITH TALENTED MAKERS. LEARN A NEW SKILL WHILE THEY SHARE THEIR TIPS AND TRICKS OF THE TRADE.



Slice and dice your way to new culinary prowess

I'M QUITE FONDUE OF YOU

Alexis Murti

SUN 31 MAY, 11.30AM – 1.30PM
\$49

Thick chunks of bread dipped into a simmering pot of cheese

fondue with a glass of wine in hand. Isn't that what life is all about?

Alexis Murti from Curious Cook will teach you how to slice and melt your way to a pot of traditional Swiss cheese fondue. Armed with recipes and your new culinary prowess, you'll be a hit at the next winter shindig.



BREW YOUR OWN BEER

The Occasional Brewer

SAT 30 & SUN 31 MAY,
2PM – 6.30PM
\$155

Join the realm of craft beer for an afternoon of hops and a few laughs with the team at The Occasional Brewer.

Decide what kind of beer you'd like to brew either on your own or with a mate. Early in the brewing process, Mike from Panhead

Brewery will take you through a beer tasting and chat about what makes a craft brew great.

When you've finished brewing, the team at The Occasional Brewer will ferment it in temperature-controlled rooms. Come back in a couple of weeks to bottle your beer – all 40 litres of it. Cheers!



PLAN YOUR SUMMER EDIBLE GARDEN

Rachel Knight

SAT 30 MAY, 11.30AM – 1.30PM
\$49

As they say, you reap what you sow. Join Wellington gardening expert Rachel Knight as she helps you plan the best summer edible garden you've ever had.

Learn when and how to plant the right crops for your location, maximise nutrients and minimise

pests and diseases. Adopt space saving ideas to reduce weeding and watering for any garden, big or small.



DUMPLINGS, HA!

Vicky Ha

SAT 30 MAY, 9AM – 11AM
\$65

Learn from Wellington's Queen of Dumplings, Vicky Ha, in a hands-on workshop.

Make free range Shanghai pork and savoy cabbage dumplings. You'll make your own dough, learn crimping techniques and cook these little delights! Eat your dumplings at the end of the workshop and take Vicky's secret recipes home with you. Dumpling heaven!



EDIBLE ART WITH CAKES

Tanya Hugycz

SAT 30 & SUN 31 MAY,
2PM – 6PM
\$125

Learn cake icing and decorating techniques; using a real cake you will layer, fill, fondant ice then create sugarcraft decorations to adorn your cake. During the hands on workshop you will pick up tips and tricks from an accomplished pastry chef with nine years' experience.

Join Tanya from Decorada for a four hour class and decorate to your hearts content as she takes you through all of the steps, sharing insight as she goes. Take your finished cake home with you.



HERE'S TO HALLOUMI

Alexis Murti

SAT 30 MAY, 9AM – 11AM
\$59

Curious Cook's Alexis Murti will show you the art of making your very own halloumi. You make the cheese at this intense

and practical workshop to get a sense of how the cheese should feel at the different points in its creation.

Includes all ingredients used on the day and Alexis' handy recipes. Bon Appétit!



LET'S DO BRUNCH

Ruth Pretty

SUN 31 MAY, 9.30AM – 11AM
\$59

Ruth knows a thing or two about how to put on the perfect brunch.

Treat your friends and family to slow conversations and delicious brunch dishes that will become your pride and joy events.

A born multi-tasker and raconteur, Ruth will pepper the demonstration with tasters for you to try, clever presentation ideas and good-humoured tales of fabulous brunch gatherings for the great and good.



HOMEMADE SAUSAGES

Terry McKee

SAT 30 & SUN 31 MAY,
11.30AM – 1.30PM
\$69

There's a master smallgoodsman in our midst.

Join Terry McKee of Island Bay Butchery as he takes you through the art of making a real sausage, made to suit your own dietary requirements.

Take home the kilo of sausages you have made.



FROM YOUR BENCH TO PLATE

Thérèse Dennison


SUN 31 MAY, 9AM – 11AM
\$49

Lack time or space to grow veggies? Learn how to grow your own micro greens and sprouts at home on your bench or sill. They're easy to look after and add a nutritious flair to any meal.



HANDMADE
TICKETS ON SALE
FROM 15 APRIL
WWW.HANDMADENZ.CO.NZ

WORKSHOPS



Create something to make your house a home

NAILS, HAMMERS AND PALLETS

Tolan Henderson

SAT 30 MAY, 4.30PM – 6.30PM
\$49

It's tool time! Hammer your way to a sustainable piece of furniture that you can be proud of.

Tolan will take you through the step-by-step process on how to recycle a simple wooden pallet into a bar leaner, small table, or similar for the home.



HAND-CARVED STAMPS AND PRINTS

Melissa Wastney

SUN 31 MAY, 4.30PM – 6.30PM
\$49

Carve your way to a new pattern for the home.

Melissa Wastney, author of Sweet & Simple Handmade, will take you through how to take rubber erasers and carve them into small unique printing blocks.

Using a selection of coloured inks, Melissa will show you how best to create your own original fabric and paper goods.



SAILBOAT BUNTING

Kirstee Griffiths

SUN 31 MAY, 2PM – 4PM
\$49

Put your knowledge of port and starboard to use and create your own nautical-themed bunting.

Kirstee will show you how to carve, glue and shape driftwood and material into bunting perfect for your own home. These are ideal as gifts for the budding sailor in your life. Bon voyage!



CLEAN WITHOUT CHEMICALS

Janine Langdon-Lee

SAT 30 MAY, 11.30AM – 1.30PM
\$59

Learn how to create your own natural cleaning products and clear your home of pesticides and chemicals.

Using baking soda, white vinegar and castile soap, create your own signature products and scents that can be used throughout your kitchen, bathroom and general surfaces. Do your bit for the environment.



CLAY TEA-LIGHT HOLDERS

Kaye Bustin

SAT 30 MAY, 9AM – 11AM
\$49

Design and mould your own three tea-light holders out of air-dry clay. Kaye will show you the ropes on how best to manipulate the clay to create a great shape for your tea-light.

Once dry, paint your tea-lights and coordinate them with your own home.



FABRIC DECOUPAGE WALL CLOCK

Kirstee Griffiths

SUN 31 MAY, 9AM – 11AM
\$49

Learn the art of fabric decoupage and create your very own wall clock. Kirstee will teach you how to get the perfect application, from preparing your material to the finishing touches using lacquer.

Create a wall clock to suit your own décor and take what you have learned to continue creating at home! Workshop includes a demonstration on applying fabric decoupage to furniture.



MAKE A FABRIC LAMPSHADE

Maryanne Cathro

SUN 31 MAY, 11.30AM – 1.30PM
\$80

Learn how to create a professional drum lampshade with Maryanne, owner of Wellington's Made Marion.

Create an 18cm diameter lampshade in the material of your choice, ready for a place of pride in your home.



SCREEN GAMES

Sarah Wirth

SAT 30 MAY, 2PM – 4PM
\$49

It's the return of the stencil! Using the latest single colour screen-printing technique, print your own designs onto tea towels, cushion covers or skirts.

Explore colour, form and design with Sarah and leave with something fitting for your own home.



A TOUCH OF GOLD

Maryanne Cathro

SAT 30 MAY, 2PM – 4PM
\$60

How would you like to have the Midas Touch? Learn how to transform an ordinary object into something glorious and shiny by applying metal leaf.

Bring along a small object such as a lampstand, small picture frame or statuette to transform. Then, take home your new Midas touched object, as well as a set of tools and supplies for your next project.



SCULPT WITH YOUR PAL, TIYA!

Sarah Brock

SAT 30 MAY, 4.30PM – 6.30PM
\$85

Tutor and Wellington artist Sarah Brock will show you how to create a small tin foil armature, mix up your Pal Tiya, knead it like dough and sculpt your creation.

An easy to use medium that cures to stone, Pal Tiya is used widely by beginners and experienced sculptors alike, including Sir Richard Taylor and the team at Weta Workshop.



For the budding makers amongst us

DESIGNER LUNCH BAGS

Sarah Wirth

SUN 31 MAY, 9AM – 11AM
\$49

Lunchtime just got a whole lot tastier! Sarah Wirth will show you how to create your own reusable, sustainable lunch bag from oil-cloth or vinyl. Perfect for beginner sewers, come and make your own design.

Your sandwich will be in good hands with this one. Ideal for ages 9 – 14.



IT'S A PIECE OF GELATO CAKE

Nathan Meyer, Carrello del Gelato

SAT 30 MAY, 11.30AM – 1.30PM & 2PM – 4PM
\$65

It's the cake to trump all cakes. Nathan, owner of award-winning Carrello del Gelato will take you through the making process of authentic Italian-style gelato.

Then, together everyone will create a gelato cake that dreams were made of, with each person getting a generous "slice" to take home. Book early to avoid disappointment. BYO sprinkles!



MAKE A SOCK BUNNY

Thérèse Dennison

SAT 30 MAY, 9AM – 11AM
\$49

I'm late, I'm late, for a very important date! Make your sock bunny for your own rabbit-hole story time at home.

These wonderful sock bunnies are made from mens heavy long socks. Easy to make, they are a lot of fun to create!



MAKE A PILLOWCASE TOTE

Rachel Knight

SUN 31 MAY, 11.30AM – 1.30PM
\$49

Bag yourself a new set of sewing skills and make a pillowcase tote with Rachel Knight.

Upcycle your old pillowcases and create a simple bag to carry books, knick-knacks or swimming gear. Learn all of the skills you need to make your tote and explore variations such as pockets, decorations and fastenings. Sewers must be accompanied by a guardian, suitable for 8 – 14 years.





Take in the skills of generations before us and create keepsakes

HEIRLOOM SMOCKING

Lyn Crutchley

SUN 31 MAY, 12PM – 2PM

\$55

Have you ever dreamed of mastering smocking?

Join Lyn Crutchley and learn the time-honoured skill by smocking a baby gown in one sitting.

Lyn will provide ready cut out kits that have been pre-pleated for you to learn from. Join us for a gathering like no other!



FUN WITH FLAX: MAKE A SIMPLE KETE

Tracy Hurst-Porter

SAT 30 MAY, 11.30AM – 1.30PM

\$49

Take yourself back in time with the age-old Māori practice of raranga, the art of weaving.

Tracey will show you the traditional step-by-step process to weave your own kōnae kete using harakeke flax. Take home your finished kete and use for the home, or give it away to a friend.



CREATE A LEATHER KEY WALLET

Heleen Webb

SAT 30 MAY, 9AM – 11AM

\$49

Your keys will enjoy the good life in this well crafted home. Using real or artificial leather, create a no-sew leather key wallet with Heleen Webb.

Heleen will show you the best practices for leather work including cutting, finishing edges and setting rivets, eyelets and snaps. Perfect as a gift or to keep for yourself!



BALMY DAYS IN WELLINGTON

Wellington Apothecary

SAT 30 & SUN 31 MAY, 10AM – 11.30AM & 1PM – 2.30PM

\$90

Go where the ingredients are honest to create your own botanical skincare range.

The team from Wellington Apothecary will take you through the making process to create your own facial treatment oil, scented balm and body cream.

Learn about the properties of botanical ingredients and how to combine and apply them for healthy beautiful skin. All materials are included; take home a recipe booklet and the products you make.



PAPER, SCISSORS, BOOK!

Sarah Drake

SUN 31 MAY, 2PM – 4PM

\$49

Learn the basic skills behind the ancient art of bookbinding with Sarah Drake. Bind two simple books; a concertina album and a small sewn notebook.

Explore the properties of paper; scoring, folding, cutting, gluing and pasting to create a final book you're proud of.



ORIENTAL BOOKBINDING

Jan Jiang

SAT 30 MAY, 2PM – 4PM

\$49

An age old tradition, oriental bookbinding will show you how make a traditional Japanese receipt book, covered with beautiful hand made Japanese paper.

Learn the exquisite detail behind it's making process and create a book that can be used for shopping lists, taking notes and around the home.



INTRODUCTION TO PORTRAITURE

Sarah Brock

SUN 31 MAY, 9AM – 12PM

\$75

Working in pastel pencil on grey paper this 3-hour workshop will take you through a step-by-step process to portraiture.

With over 350 portrait commissions under her belt, Artist Sarah Brock will show you some of the tips and tricks of the trade. No prior experience required.



Unravel the mysteries of knitting, felting and crochet

ADVANCED KNITTING TECHNIQUES

Nanette Cormack

SUN 31 MAY, 2PM – 4PM

\$55

Cast away your knitting inhibitions and learn ten techniques to take your knitting to a higher level.

Crochet cast on (for regular and provisional use), crochet cast off, grafting, one-row buttonholes, knitted-in buttons, picking up stitches, increasing and decreasing plus integrated I-cord edging.



TWICE THE FUN: 2-HAND STRANDED KNITTING

Morag McKenzie

SUN 31 MAY, 11.30AM – 1.30PM

\$55

Make your stranded colour work more efficient by using both hands to carry different colours of yarn.

You'll learn lots of tips and tricks for successful colour work with Knitted Purls owner Morag McKenzie. Try out the techniques involved on a small drawstring bag and master the process!



KNITTING SOCKS UPSIDE DOWN WITH ONE POINTY STICK

Morag McKenzie

SAT 30 MAY, 2PM – 4PM

\$55

There's more than one way to knit a sock! Learn how to knit using the fun and easy "Magic Loop" method with one long circular needle, instead of the traditional double pointed needles.

Practicing on a baby sock, you will explore toe-up sock knitting and learn to tailor your socks to the yarn you have and the fit that you need.



KNITTED BEADS

Nanette Cormack

SAT 30 MAY, 4.30PM – 6.30PM

\$49

Create your own unique knitted beads and use them to craft your own one-off jewellery pieces.

Reflect your personality in your designs using embellishments and luxe yarn, then show them off as a necklace or bracelet.



WET FELTED BOOTS

Jane Wigglesworth

SAT 30 MAY, 9AM – 11AM

\$55

Keep your feet snug this winter and make your own felted boots. Jane Wigglesworth will explore the world of wet-felting in this comprehensive and fun workshop, showing you how to get a beautiful finish for your boots.

Ideal for beginners, you can make any size from toddlers to adults.



BEGINNERS 3D NEEDLE FELTING

Fiona Macrae

SUN 31 MAY, 4.30PM – 6.30PM

\$49

Have you ever wondered about 3D felting? Create your own miniature puppy and learn the very basics of 3D needle felting.

Fiona will show you the different types of felting needles and how to use them, and teach you how to develop a basic wire armature to needle felt over.



CROCHET YOUR OWN WINTER BEANIE

Sofia Moers

SAT 30 MAY, 11.30AM – 1.30PM

\$49

Shield your head from the cold and crochet your way to your own winter beanie! Learn to work in the round and change colours for either an adult or child sized beanie.

This is a perfect class for those that already know the basic single/double crochet stitch.



FREEFORM KNIT/CROCHET HANDBAG

Belinda Too

SUN 31 MAY, 9AM – 11AM

\$49

Make a unique freeform knitted and/or crocheted handbag from patches of random shapes you will make out of colour-themed textured and sparkly yarn. Easy – no pattern required. Just imagination!



WORKSHOPS



Sew, embroider and quilt your way to something new

HEXAGON QUILT AS YOU GO

Mary Self
SAT 30 MAY, 4.30PM – 6.30PM
\$49

Traditional hand piecing is a peaceful and serene way to construct a quilt; perfect for a travelling project or to relax with at home.

Mary will teach you the classical hand piecing methods along with adding quilt batting and the back at the same time. Take home the beginning of your quilt and keep going!



GET THE PERFECT FIT FOR YOUR JEANS

Heleen Webb
SUN 31 MAY, 11.30AM – 1.30PM
\$49

Jeans too big or long? Learn how to adjust them to fit you like a glove. Learn to make bootlegs into skinny jeans, take in the waist, transform high-rise into low-rise, make Capri pants and how to shorten your jeans while keeping the original hem.

This can be adapted to fixing children's jeans too. Join Heleen with a old pair of jeans and get the fit you want!



CREATE YOUR OWN PRINTED FABRIC

Jo Pearson and Jess Soutar
SAT 30 MAY, 9AM – 11AM
\$49

Explore simple techniques for printing onto fabric. No mess, no fuss; easy peasy decorating.

Design and print your own tea towel and large tablemat and come away with ideas galore!



BEAUTIFUL BIAS BINDING

Rachel Knight
SUN 31 MAY, 2PM – 4PM
\$49

A clean edge is always a great addition to any hands-on project. Create your own bias binding tape and learn different techniques for cutting, joining and folding.

It's the perfect skill to master for finishing raw edges on quilts, placemats, armholes and necklines.



ELEMENTARY EMBROIDERY

Melissa Wastney
SUN 31 MAY, 9AM – 11AM
\$49

Want to learn how to embroider? Melissa Wastney will inspire your creativity and confidence with embroidery no matter your skill level.

Learn some traditional stitches and create a beautiful, simple sampler to frame for your home.



LINEN TEDDY

Melissa Wastney
SAT 30 MAY, 2PM – 4PM
\$49

Make a sweet linen teddy bear fit for a picnic. Author Melissa Wastney has created a modern take on a traditional style and will teach you this pattern from her book *Sweet and Simple Handmade*.

Add your own creative touches and take home a copy of the pattern – and your new bear of course!



HEXAGONAL FATTIE CUSHION

Jo Pearson and Jess Soutar
SAT 30 MAY, 2PM – 4PM
\$49

Do you need a new spot to hibernate through the colder months? Turn your vintage material stash into a comfy cushion, more fondly known as a fattie.

Jo Pearson and Jess Soutar will help you turn your old wool blankets into big large cushions, perfect for the lounge, couch or even as a pet-bed.



DOTS

Sarah Hooker
SAT 30 MAY, 9AM – 1PM
\$99

Explore a few embroidery stitches with Sarah Hooker. Using bright primary colours or soft smoky pastels, start a felt and embroidery project that could become a bag, cushion or wall panel.

French knots, detached chains, couching, woven wheels and spiders webs are just a few of the stitches you will discover in this workshop.



YOU'RE HARD CASE

Barbara Kerry
SUN 31 MAY, 9AM – 5PM
\$99

Save that old suitcase! Recycle a hard-sided suitcase and re-line it with colourful fabrics. Barbara will teach you how to line the case, make pockets and insert straps.

Tailor it for your own needs and reinvigorate something old into something new. It's in the bag!



OBI ONE KIMONO

Sarah Wirth
SAT 30 MAY, 11.30AM – 1.30PM
\$55

Transform a beautiful silk kimono into a skirt or any item you would like to create with expert guidance from Sarah Wirth.

There will a range of kimono to purchase at the class or you can bring your own.



WORKSHOPS



Adorn yourself with a piece of your own making

CROCHET YOUR WAY TO A COSY NECKLACE

Sofia Moers
SAT 30 MAY, 4.30PM – 6.30PM
\$49

Winter is coming. Learn the very basics of crochet and create a thick colourful scarf or sleek necklace to keep snug from the cold.

Sofia will take you through the basics of holding your hook and yarn, how to create a single crochet stitch and make yourself a standout neck accessory. Happy hooking!



LEATHER CRAFT PARTY

Heleen Webb
SAT 30 MAY, 2PM – 4PM
\$49

Tassels are all the rage at this party! Play with real and artificial leather and learn about using snaps, rivets, fasteners and hardware.

Create your own no-sew projects like tassel key rings, pouches, necklace charms and bracelets.



CUTTLEFISH CASTING

Workspace Studios
SAT 30 & SUN 31 MAY, 10AM – 1PM
\$95

Create and design a mould in cuttlefish, then melt and pour the silver to finish your creation into a wearable piece of jewellery.

Jewellers have used this low-tech casting method for thousands of years. The moulds are made from the swim bladder of the cuttlefish, which wash up on beaches in the millions after their mating cycle. No animals are harmed in the process!



JEWELLERY TASTER SESSIONS

Workspace Studios
SAT 30 & SUN 31 MAY, 2PM – 5PM
\$85

Learn to cut, texture and form sheet metal, using copper, brass and sterling silver to create simple but beautiful effects.

Make either a ring band or a simple pendant that can be hung on cord, using the easy techniques of hammer texturing or roll-printing onto copper, brass and sterling silver.



PROGRAMME TIMETABLE

FOR VENUE INFO SEE: WWW.HANDMADENZ.CO.NZ

SAT 30	FROM THE MASTERS		TASTE		HOMEWORK		TRADITION		MINI-MAKERS	YARN	STITCH		JEWELLERY		GENERAL		
9.00 AM	BY INVITATION ONLY <i>ACG Yoobee School of Design</i>	MAGIC LOOP – IN THE ROUND! <i>Belinda Too and Tash Barneveld</i>	HERE'S TO HALLOUMI <i>Alexis Murti</i>	DUMPLINGS, HA! <i>Vicky Ha</i>	CLAY TEA-LIGHT HOLDERS <i>Kaye Bustin</i>		CREATE A LEATHER KEY WALLET <i>Heleen Webb</i>	BALMY DAYS IN WELLINGTON <i>Wellington Apothecary</i>	MAKE A SOCK BUNNY <i>Thérèse Dennison</i>	WET FELTED BOOTS <i>Jane Wigglesworth</i>	CREATE YOUR OWN PRINTED FABRIC <i>Jo Pearson and Jess Soutar</i>	DOTS <i>Sarah Hooker</i>	CUTTLEFISH CASTING <i>Workspace Studios</i>		HANDMADE HUB OPEN FROM 8.30 AM		
9.30 AM																	
10.00 AM																	
10.30 AM																	
11.00 AM																	
11.30 AM	COFFEE BREW MASTERS <i>Nic Rapp, Flight Coffee</i>	CREATE UNIQUE TENZAN CHAINMAILLE WITH WETA <i>Weta Workshop</i>	PLAN YOUR SUMMER EDIBLE GARDEN <i>Rachel Knight</i>	HOMEMADE SAUSAGES <i>Terry McKee</i>	CLEAN WITHOUT CHEMICALS <i>Janine Langdon-Lee</i>		FUN WITH FLAX: MAKE A SIMPLE KETE <i>Tracy Hurst-Porter</i>	BALMY DAYS IN WELLINGTON <i>Wellington Apothecary</i>	IT'S A PIECE OF GELATO CAKE <i>Nathan Meyer, Carrello del Gelato</i>	CROCHET YOUR OWN WINTER BEANIE <i>Sofia Moers</i>	OBI ONE KIMONO <i>Sarah Wirth</i>				HOLLAND ROAD KNIT LOUNGE & NANCYS FINISHING SPACE		
12.00PM																	
12.30 PM																	
1.00 PM																	
1.30 PM																	
2.00 PM	YOU'RE SO SWEET, STEVIA! <i>Jane Wigglesworth</i>	PAINT WITH WETA WORKSHOP <i>Weta Workshop</i>	EDIBLE ART WITH CAKES <i>Tanya Hugyecz</i>	BREW YOUR OWN BEER <i>The Occasional Brewer</i>	A TOUCH OF GOLD <i>Maryanne Cathro</i>	SCREEN GAMES <i>Sarah Wirth</i>	ORIENTAL BOOKBINDING <i>Jan Jiang</i>		IT'S A PIECE OF GELATO CAKE <i>Nathan Meyer, Carrello del Gelato</i>	KNITTING SOCKS UPSIDE DOWN WITH ONE POINTY STICK <i>Morag McKenzie</i>	LINEN TEDDY <i>Melissa Wastney</i>	HEXAGONAL FATTIE CUSHION <i>Jo Pearson and Jess Soutar</i>	JEWELLERY TASTER SESSIONS <i>Workspace Studios</i>	LEATHER CRAFT PARTY <i>Heleen Webb</i>			
2.30 PM																	
3.00 PM																	
3.30 PM	IT'S A CLOTHING REVOLUTION <i>Jennifer Whitty</i>	SCULPT WITH WETA WORKSHOP <i>Weta Workshop</i>															
4.00 PM																	
4.30 PM																	
5.00 PM																	
5.30 PM																	
6.00 PM																	
6.30 PM V																	HANDMADE NIGHT MARKET FREE PUBLIC EVENT
8.30 PM																	

SUN 31	FROM THE MASTERS		TASTE		HOMEWORK		TRADITION		MINI-MAKERS	YARN	STITCH		JEWELLERY		GENERAL				
9.00 AM	WATER-COLOUR! <i>Denise Durkin</i>	EMBROIDERY WITH TAMSIN COOPER <i>Tamsin Cooper</i>	FROM YOUR BENCH TO PLATE <i>Thérèse Dennison</i>	LET'S DO BRUNCH <i>Ruth Pretty</i>	FABRIC DECOUPAGE WALL CLOCK <i>Kirstee Griffiths</i>		INTRO TO PORTRAITURE <i>Sarah Brock</i>	BALMY DAYS IN WELLINGTON <i>Wellington Apothecary</i>	DESIGNER LUNCH BAGS <i>Sarah Wirth</i>	FREEFORM KNIT/CROCHET HANDBAG <i>Belinda Too</i>	ELEMENTARY EMBROIDERY <i>Melissa Wastney</i>	YOU'RE HARD CASE <i>Barbara Kerry</i>	CUTTLEFISH CASTING <i>Workspace Studios</i>	QUICK SILVER <i>Ingrid Schloemer</i>	HANDMADE HUB OPEN FROM 8.30 AM				
9.30 AM																			
10.00 AM																			
10.30 AM																			
11.00 AM																			
11.30 AM	COFFEE BREW MASTERS <i>Nic Rapp, Flight Coffee</i>	CREATE UNIQUE TENZAN CHAINMAILLE WITH WETA <i>Weta Workshop</i>	I'M QUITE FONDUE OF YOU <i>Alexis Murti</i>	HOMEMADE SAUSAGES <i>Terry McKee</i>	MAKE A FABRIC LAMPSHADE <i>Maryanne Cathro</i>		HEIRLOOM SMOCKING <i>Lyn Crutchley</i>	BALMY DAYS IN WELLINGTON <i>Wellington Apothecary</i>	MAKE A PILLOWCASE TOTE <i>Rachel Knight</i>	TWICE THE FUN: 2-HAND STRANDED KNITTING <i>Morag McKenzie</i>	GET THE PERFECT FIT FOR YOUR JEANS <i>Heleen Webb</i>								
12.00PM																			
12.30 PM																			
1.00 PM																			
1.30 PM																			
2.00 PM	WEARABLE TECHNOLOGY <i>Anne Niemetz</i>	PAINT WITH WETA WORKSHOP <i>Weta Workshop</i>	EDIBLE ART WITH CAKES <i>Tanya Hugyecz</i>	BREW YOUR OWN BEER <i>The Occasional Brewer</i>	SAILBOAT BUNTING <i>Kirstee Griffiths</i>		PAPER, SCISSORS, BOOK! <i>Sarah Drake</i>			ADVANCED KNITTING TECHNIQUES <i>Nanette Cormack</i>	BEAUTIFUL BIAS BINDING <i>Rachel Knight</i>			JEWELLERY TASTER SESSIONS <i>Workspace Studios</i>					
2.30 PM																			
3.00 PM																			
3.30 PM																			
4.00 PM	WINTER TAPAS <i>Ruth Pretty</i>	SCULPT WITH WETA WORKSHOP <i>Weta Workshop</i>																	
4.30 PM																			
5.00 PM																			
5.30 PM																			
6.00 PM																			

JOIN US IN THE HANDMADE HUB

Free entry!
Join us in the Handmade Hub for your share of creative ideas, good conversations and the opportunity to purchase from independent New Zealand designers.

The hub will be open all weekend with experts on hand to give you tips and guidance on your last finishing touches.

After a spot to wind down? Meet with your fellow makers for a cuppa and something to eat while you discover what else has been made throughout the day! Find out more information at www.handmadenz.co.nz

BE IN TO WIN WITH HANDMADE!

You and a friend could be in to win a Handmade weekend of making valued at over \$750! Sign up to our eNewsletter by 15 May and you are automatically in the draw. The prize includes;

- Two nights accommodation at the Comfort Hotel Wellington
- A tour of Weta workshop: behind the scenes
- Two Handmade workshops of your choice* for you and a friend
- A \$100 voucher for Duke Carvells Emporium
- Two Handmade goodie bags, valued at over \$100 each

To enter, visit us at www.handmadenz.co.nz/signup and sign up to our eNewsletter by 15 May. **Terms and conditions apply*

Disclaimer: All care has been taken to ensure that the information within this publication is correct at the time of printing but it may be subject to change without notice. For the latest information, please visit www.handmadenz.co.nz



PROUDLY MADE IN WELLINGTON, NEW ZEALAND